




**Indiana AFL-CIO 2021 Legislative Scorecard: House of Representatives**

	HB1002; RC23	HB1005; RC134	HB1152; RC 19	HB1168; RC106	SBI; RC117	SB205; RC437	SB232; RC 339	SB251; RC 366	SB353; RC433	SB 396; RC 337	Indiana AFL-CIO 2021 Score	Indiana AFL-CIO Lifetime Score*
	Corporate Immunity from COVID-19 (House Version)	Expansion of Charters and Education Savings Accts.	Amnd. To Improve Unemployment Insurance Bill	Electric Vehicle Advancement	Corporate Immunity from COVID-19 (Senate Version)	Weakening of New Teacher Licenses	COVID Line of Duty Protections for Public Safety	Attack on Teachers' Union Dues Deduction	Attack on Voting by Mail	Public Safety Pension Improvements		
Abbott, David (R-HD 82)	0	0	0	I	0	0	I	0	0	I	30%	35%
Andrade, Mike (D-HD 12)	0	I	I	I	I	I	I	I	I	I	90%	90%
Austin, Terri (D-HD 36)	0	I	I	I	I	I	I	I	I	E	89%	97%
Aylesworth, Mike (R-HD 11)	0	0	0	I	0	0	I	0	0	I	30%	44%
Baird, Beau (R-HD 44)	0	0	0	I	0	0	I	0	0	I	30%	32%
Barrett, Bradford (R-HD 56)	0	0	0	I	0	0	I	0	0	I	30%	32%
Bartels, Stephen (R-HD 74)	0	I	0	I	0	0	I	I	0	I	50%	40%
Bartlett, John (D-HD 95)	I	I	I	I	I	I	I	I	I	I	100%	96%
Bauer, Maureen (D-HD 6)	I	I	I	I	I	I	I	I	I	I	100%	100%
Behning, Robert (R-HD 91)	0	0	0	I	0	0	I	0	0	I	30%	29%
Borders, Bruce (R-HD45)	0	0	0	I	0	0	I	0	0	I	30%	34%
Boy, Patricia (D-HD 9)	I	I	I	I	I	I	I	I	I	I	100%	97%
Brown, Timothy (R-HD 41)	0	0	0	I	0	NV	I	0	0	I	30%	28%
Campbell, Chris (D-HD 26)	I	I	I	I	I	I	I	I	I	I	100%	97%
Carbaugh, Martin (R-HD 81)	0	0	0	I	0	0	I	0	0	I	30%	30%
Cherry, Robert (R-HD 53)	0	0	0	I	0	0	I	0	0	I	30%	29%
Clere, Edward (R-HD 72)	0	0	0	I	0	0	I	E	0	I	33%	27%
Cook, Anthony (R-HD 32)	0	I	0	I	0	0	I	0	0	I	40%	36%
Davis, Michelle (R-HD 58)	0	0	0	I	0	0	I	0	0	I	30%	30%
Davison, Steven (R-HD 73)	0	I	0	I	0	E	E	E	E	E	40%	38%
DeLaney, Edward (D-HD 86)	I	I	I	I	I	NV	I	I	0	I	80%	98%
DeVon, Dale (R-HD 5)	0	0	0	I	0	0	I	0	0	I	30%	29%
Dvorak, Ryan (D-HD 8)	I	I	I	E	E	I	I	I	I	I	100%	93%
Eberhart, Sean (R-HD 57)	E	E	E	E	E	0	I	E	0	I	50%	35%
Ellington, Jeff (R-HD 62)	0	0	0	I	0	0	I	0	0	I	30%	33%
Engleman, Karen (R-HD 70)	0	0	0	I	0	0	I	0	0	I	30%	33%
Errington, Sue (D-HD 34)	I	I	I	I	I	I	I	I	I	I	100%	99%
Fleming, Rita (D-HD 71)	0	I	I	I	0	I	I	I	0	I	70%	84%
Frye, Randall (R-HD 67)	0	0	0	I	0	E	E	I	E	I	43%	32%
GiaQuinta, Phil (D-HD 80)	I	I	I	I	I	I	I	I	I	I	100%	98%
Goodrich, Chuck (R-HD 29)	0	0	0	I	0	E	I	0	0	I	33%	33%
Gore, Mitch (D-HD 89)	I	I	I	I	I	I	I	I	I	E	100%	100%
Gutwein, Doug (R-HD 16)	0	0	0	I	0	0	I	0	0	E	22%	30%
Hamilton, Carey (D-HD 87)	0	I	I	I	0	I	I	I	I	I	80%	92%
Harris Jr., Earl (D-HD 2)	I	I	I	I	I	I	I	E	I	I	100%	96%

	HB1002; RC23	HB1005; RC134	HB1152; RC 19	HB1168; RC106	SBI; RC117	SB205; RC437	SB232; RC 339	SB251; RC 366	SB353; RC433	SB 396; RC 337	Indiana AFL-CIO 2021 Score	Indiana AFL-CIO Lifetime Score*
	Corporate Immunity from COVID-19	Expansion of Charters and Education Savings Accts.	Amnd. To Improve Unemployment Insurance Bill	Electric Vehicle Advancement	Corporate Immunity from COVID-19 (Senate Version)	Weakening of New Teacher Licenses	COVID Line of Duty Protections for Public Safety	Attack on Teachers' Union Dues Deduction	Attack on Voting by Mail	Public Safety Pension Improvements		
Hatcher, Ragen (D-HD 3)	I	I	I	E	E	I	I	I	I	I	100%	96%
Hatfield, Ryan (D-HD 77)	I	I	I	I	I	I	I	I	I	I	100%	91%
Heaton, Robert (R-HD 46)	O	O	O	I	O	O	I	O	O	I	30%	29%
Heine, Dave (R-HD 85)	O	O	O	I	O	O	I	O	O	I	30%	30%
Hostettler, Matt (R-HD 64)	O	O	O	I	O	O	I	E	O	I	33%	33%
Huston, Todd (R-HD 37)	O	O	NV	NV	O	NV	E	NV	NV	NV	0%	23%
Jackson, Carolyn (D-HD 1)	I	I	I	I	I	I	I	I	I	I	100%	94%
Jacob, John (R-HD 93)	I	O	I	I	I	O	I	O	O	I	60%	60%
Jeter, Chris (R-HD 88)	O	O	O	I	O	O	I	O	O	I	30%	30%
Johnson, Blake (D-HD 100)	O	I	I	I	I	I	I	I	I	I	90%	90%
Jordan, Jack (R-HD 17)	O	O	O	I	O	O	I	O	O	I	30%	30%
Judy, Christopher (R-HD 83)	O	O	O	I	O	O	I	O	O	I	30%	37%
Karickhoff, Michael (R-HD 30)	O	O	O	I	O	O	NV	I	O	I	30%	35%
King, Joanna (R-HD 49)	O	O	O	I	O	O	I	O	O	I	30%	30%
Klinker, Sheila (D-HD 27)	O	I	I	I	O	I	I	I	O	I	70%	90%
Lauer, Ryan (R - HD 59)	O	O	O	I	O	O	I	O	O	I	30%	35%
Ledbetter, Cindy (R-HD 75)	O	O	O	I	O	O	I	O	O	I	30%	30%
Lehe, Don (R-HD 25)	O	O	O	I	O	O	E	O	O	I	22%	27%
Lehman, Matthew (R-HD 79)	O	O	O	I	O	O	I	O	O	I	30%	29%
Leonard, Daniel (R-HD 50)	O	O	O	I	O	E	I	O	O	I	33%	32%
Lindauer, Shane (R - HD 63)	O	O	O	I	O	O	I	O	O	I	30%	32%
Lucas, Jim (R - HD 69)	O	O	I	I	O	O	E	O	O	I	33%	33%
Lyness, Randy (R-HD 68)	O	I	O	I	O	O	I	O	O	I	40%	36%
Manning, Ethan (R - HD 23)	O	O	O	I	O	O	I	O	O	I	30%	35%
May, Chris (R-HD 65)	O	O	O	I	O	O	I	O	O	I	30%	36%
Mayfield, Peggy (R-HD 60)	O	O	O	I	O	O	I	O	O	I	30%	28%
McNamara, Wendy (R-HD 76)	O	I	O	I	O	O	I	NV	O	I	40%	35%
Miller, Doug (R-HD48)	O	O	O	I	O	O	I	O	O	I	30%	35%
Moed, Justin (D-HD 97)	O	I	I	I	O	NV	I	I	NV	I	60%	83%
Morris, Robert (R-HD 84)	O	O	O	I	O	O	E	O	O	I	22%	29%
Morrison, Alan (R-HD 42)	O	O	O	I	O	O	E	O	O	I	22%	26%
Moseley, Charles (D-HD 10)	I	I	I	I	O	I	E	I	O	E	75%	97%
Negele, Sharon (R-HD 13)	O	I	O	I	O	O	I	O	O	I	40%	34%
Nisly, Curt (R-HD 22)	I	O	I	I	I	O	I	O	O	I	60%	43%
Olthoff, Julie (R-HD 19)	O	O	O	I	O	O	I	O	O	I	30%	41%
Pack, Renee (D-HD 92)	I	I	I	I	I	I	I	I	I	I	100%	100%

	HB1002; RC23	HB1005; RC134	HB1152; RC 19	HB1168; RC106	SBI; RC117	SB205; RC437	SB232; RC 339	SB251; RC 366	SB353; RC433	SB 396; RC 337	Indiana AFL-CIO 2021 Score	Indiana AFL-CIO Lifetime Score*
	Corporate Immunity from COVID-19	Expansion of Charters and Education Savings Accts.	Amnd. To Improve Unemployment Insurance Bill	Electric Vehicle Advancement	Corporate Immunity from COVID-19 (Senate Version)	Weakening of New Teacher Licenses	COVID Line of Duty Protections for Public Safety	Attack on Teachers' Union Dues Deduction	Attack on Voting by Mail	Public Safety Pension Improvements		
Payne, Zach (R-HD 66)	0	0	0	I	0	0	I	0	0	E	22%	22%
Pfaff, Tonya (D- HD 43)	0	I	I	I	0	I	E	I	0	I	67%	90%
Pierce, Matthew (D-HD 61)	I	I	I	I	I	I	I	I	I	I	100%	97%
Porter, Gregory (D-HD 96)	NV	I	I	I	E	NV	I	I	I	I	78%	94%
Prescott, John (R - HD 33)	0	0	0	I	0	0	I	0	0	I	30%	32%
Pressel, Jim (R-HD 20)	0	0	0	I	0	0	I	I	0	I	40%	44%
Pryor, Cherrish (D-HD 94)	I	I	I	I	I	I	I	I	I	I	100%	96%
Rowray, Elizabeth (R-HD 35)	0	0	0	I	0	0	I	0	0	I	30%	30%
Saunders, Thomas (R-HD 54)	0	I	0	E	E	0	I	I	0	I	50%	49%
Schaibley, Donna (R-HD 24)	0	0	0	I	0	0	I	0	0	I	30%	39%
Shackleford, Robin (D-HD 98)	I	I	I	I	I	I	I	I	I	I	100%	96%
Slager, Hal (R-HD 15)	0	I	0	I	0	0	I	0	0	I	40%	41%
Smaltz, Ben (R-HD 52)	0	0	0	I	0	0	I	I	0	I	40%	32%
Smith, Vernon (D-HD 14)	I	I	I	I	E	I	I	I	I	I	100%	96%
Snow, Craig (R-HD 18)	0	0	0	I	0	0	I	0	0	I	30%	30%
Soliday, Edmond (R-HD 4)	0	0	0	I	0	0	E	0	0	I	22%	36%
Speedy, Mike (R-HD 90)	0	0	0	I	0	E	I	E	E	I	43%	28%
Steuerwald, Gregory (R-HD 40)	0	0	0	I	0	0	I	0	0	I	30%	28%
Sullivan, Holli (R-HD 78)	0	0	0	I	0	E	I	E	E	I	43%	30%
Summers, Vanessa (D-HD 99)	E	I	E	I	I	I	I	I	I	I	100%	96%
Teshka, Jake (R-HD 7)	0	0	0	I	0	0	I	0	0	I	30%	30%
Thompson, Jeffrey (R-HD 28)	0	0	0	I	0	E	I	0	E	I	38%	27%
Torr, Jerry (R-HD 39)	0	0	0	I	0	0	I	0	0	I	30%	29%
VanNatter, Heath (R-HD 38)	0	0	0	I	0	0	I	0	0	I	30%	22%
Vermillion, Ann (R-HD 31)	0	I	0	I	0	0	I	0	0	I	40%	44%
Wesco, Timothy (R-HD 21)	0	0	0	I	0	0	I	0	0	I	30%	26%
Young, John (R-HD 47)	0	0	0	I	0	0	I	0	0	I	30%	33%
Zent, Dennis (R-HD 51)	0	0	0	I	0	0	I	0	0	I	30%	29%
Ziemke, Cindy (R-HD 55)	0	0	0	E	E	0	I	0	0	I	25%	32%

I = Correct vote

0 = Incorrect vote

NV + Not Voting

E= excused

\*Lifetime Score calculated 2014 to present